

# The LF Transport



## Equal Access and Comfort

The Champion Low Floor Transport offers equal access, comfort, and dignity for all passengers in a vehicle everyone can appreciate. Passengers and operators alike will be pleased with the spacious interior cabin and smooth vehicle ride. A uniformly-sloped EqualizerRamp and a variety of kneeling options are the essence of accessibility.

Features such as heated remote mirrors, tinted top T-slider windows, track seating, and full underbody undercoating come standard on every vehicle. With a multitude of options and floorplans we can build a bus as resilient as you are.

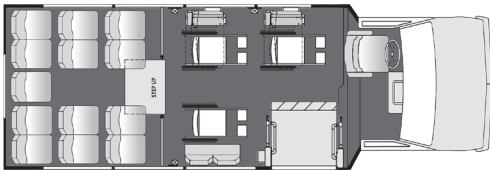


Meeting America's Transportation Needs  
One Customer at a Time

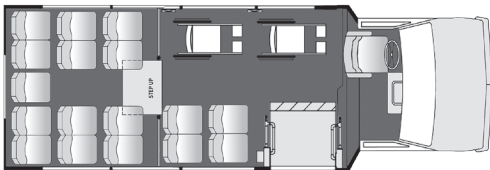
# The LF Transport



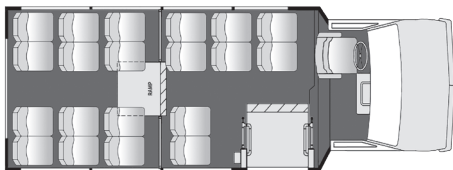
13 Passenger 3 Wheelchair with Foldaway Seats Plus Driver



13 Passenger 3 Wheelchair with Foldaway Seats and Flip Seat Plus Driver



17 Passenger 2 Wheelchair Plus Driver



22 Passenger Plus Driver

## Standard Feature Highlights

- Braun Electric Ramp with Interlock
- Fiberglass Plug Window
- Fuel Access Cover
- Graphite (Black) Gerflor Flooring with White Step Nosing
- 36" x 36" Upper T-Slide Windows Tinted to FMVSS Compliance
- 30" x 48" Nominal Rear Egress Window
- Drip Rail over Windows
- Interior FRP Sidewalls, Rear Wall and Ceiling
- Yellow Stainless Steel Grab Rails
- Stainless Steel Entry Stanchions with Gray Padded Vinyl Modesty Panel
- Priority Seating Decal
- Wheelchair Location Decal
- Watch your Step Sign Signage
- Exterior Entry Key Switch
- LED Stepwell Light 18" Strip Door Header Mount
- Interior Yellow LED Entry Lights
- Backup Camera Display Integrated in Rearview Mirror
- Front and Rear Mud Flaps
- Rosco Manual Exterior Mirrors

## Safety Upgrade Options

- Lock Fuse Panel Door (Key)
- White Standee Line
- Yellow Standee Line
- Fuel Fill Door Locking (ABS) Ford/GM Only
- Decal Paratransit
- Seat Belt Web Cutter
- Fresnal Lens
- Escape Hatch Deluxe Transpec
- Grab Rails Ceiling (Pair)
- Decal Emergency Exit

## Comfort and Convenience Upgrade Options

- Extension, Tire Valve Stem
- Battery Box LF Trans Curbwing with S/S Tray
- Lights, LED All Exterior (Non-ADA) Standard Lights Only - Sound Off, Includes Rear Center and Side Directional/Turn
- Mic Hostess In-Dash with Auxiliary Jack REI
- Flooring, Full Rubber Black RCA (Per Foot)
- Heater 65,000 BTU
- Bumper, Anti-Ride Shield
- Transign LDC Destination Front/Side
- Mirror Interior 6" x 9" Convex Rosco
- Stanchion, Extra with Modesty Panel
- Stanchion Padding Gray (Per Stanchion)
- Mid Body Dynamic Ramp 102" Wide Only
- Luggage, Compartment Rear with Fixed Wall Includes: Fixed Luggage Compartment, Black Rubber Floor, Rear Luggage Door with Lock, Door Actuated Interior Light, Door Ajar Light with Buzzer, Std. Escape Hatch

## Appearance Upgrade Options

- Running Board, Roadside Aluminum
- Wheel Insert 16.0" S/S (Set of 4)
- Windows Blackout Full Sides Only
- Paint Skirt Only



**CHAMPION**<sup>®</sup>